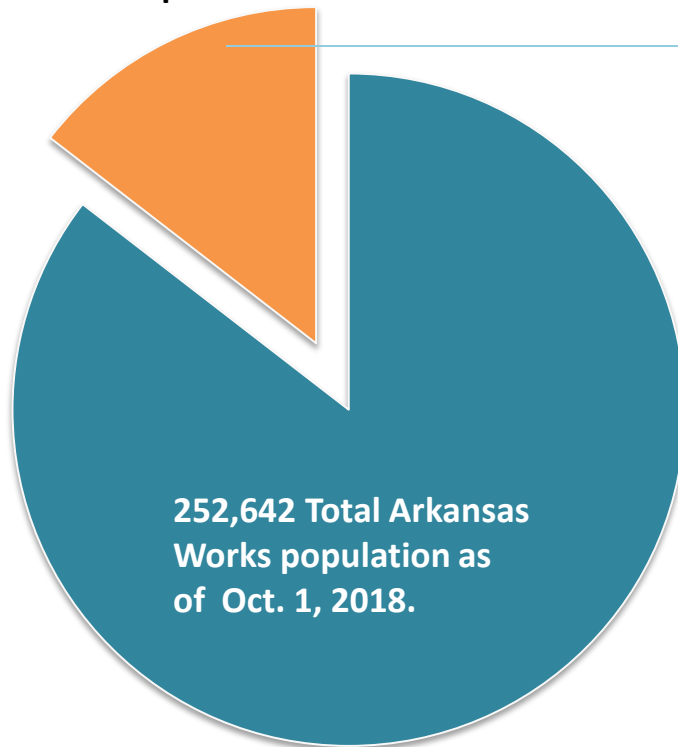


Arkansas Works Program

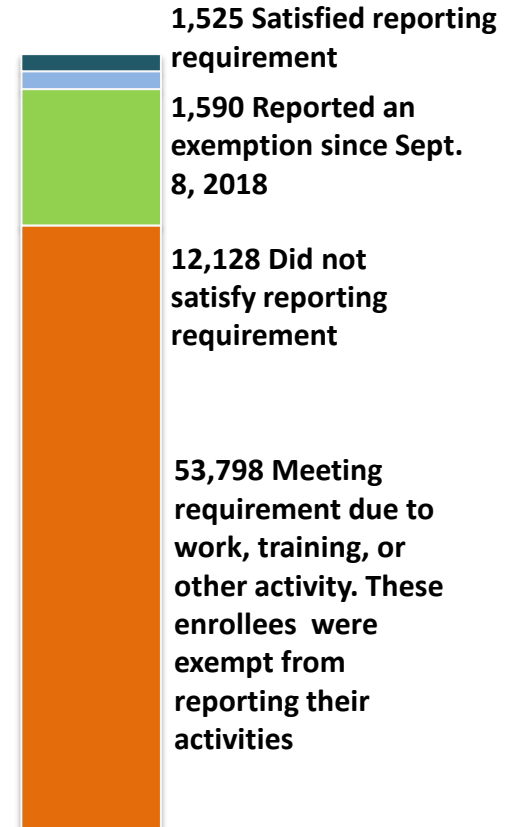
October 2018 Report

As of September 8, DHS data showed just over 71,500 Arkansas Works enrollees were subject to the work requirement in October. Most are already meeting the requirement through work, school, or other life situations that made them exempt from reporting. Numbers below are a point-in-time snapshot of the requirement and some fluctuate daily.

71,514* Originally estimated to be subject to work requirement in October



Between Sept. 8 and Nov. 7, 2018, 2,473 fewer people became subject to the requirement due to case closures unrelated to compliance or a change in circumstances. That left 69,041 subject to the requirement in October.



One month non-compliance	Two months non-compliance	Three months non-compliance (closed)
2,600**	6,002**	3,815

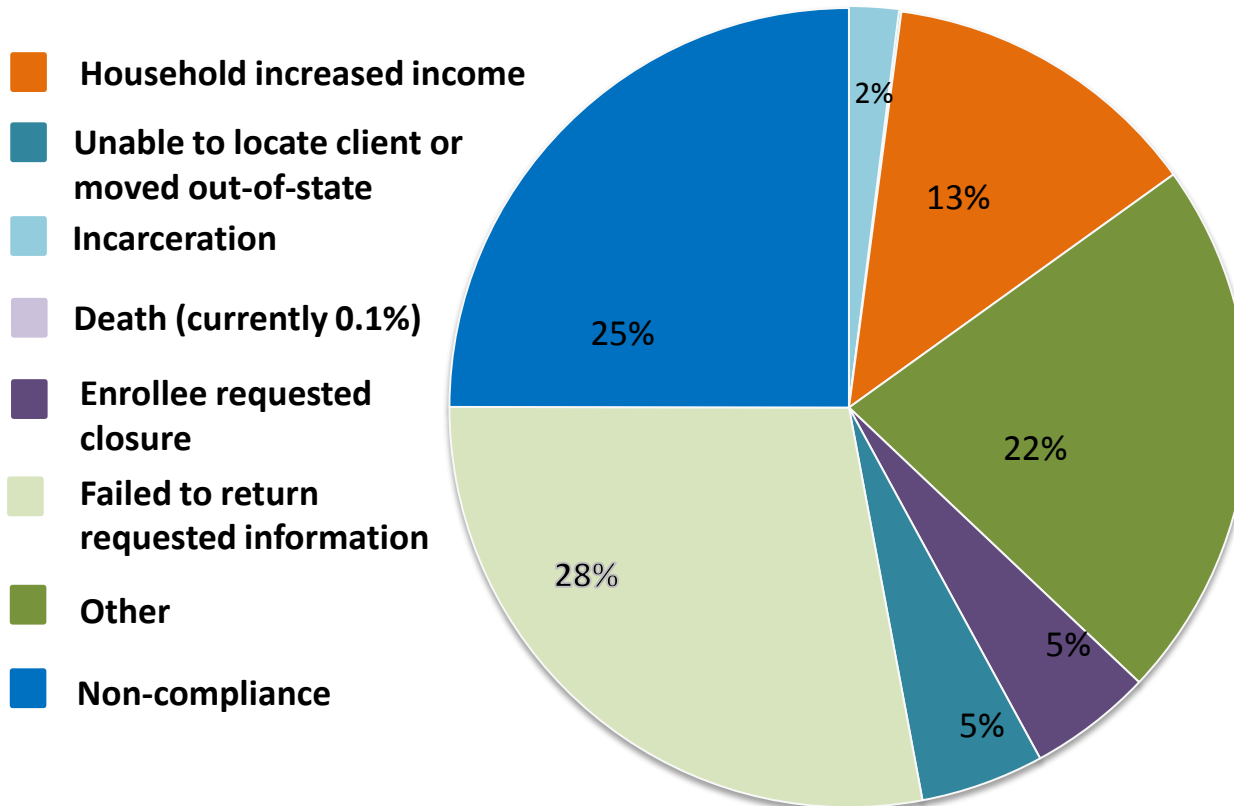
** Numbers as of Nov. 7, 2018.

*Enrollees ages 30-49 were phased into the requirement from June through September 2018. Those 19-29 will roll in starting January 2019.

Arkansas Works Program

October 2018 Report

Every Medicaid program has what is known as “churn,” cases that close for various reasons. It is not uncommon for those individuals to take action and come back on a program after receiving a closure notice. The total number of Arkansas Works cases closed in October was 15,081. Of those, only 3,815 closed due to non-compliance with the work requirement. Below the closures are broken down by type.



Top four reasons people were exempt from reporting in October

Employed at least 80 hours a month **25,425**

Already meeting SNAP requirement through work or exemption **9,913**

Medically frail/disabled **8,271**

At least one dependent child in the home **7,147**



ARKANSAS
DEPARTMENT OF
HUMAN
SERVICES

Arkansas Works Clients - Subject to the Work Requirement

Reporting Period	Exempt from Reporting	Reported at least 80 Hours	Failed to Report 80 Hours	Total
June 2018	17,906	445	7,464	25,815
July 2018	30,228	844	12,722	43,794
August 2018	42,437	1,218	16,357	60,012
September 2018	54,977	1,532	16,757	73,266
October 2018	55,388	1,525	12,128	69,041

Arkansas Works Clients - Months of Non-Compliance

As of November 7, 2018

One Month Non-Compliance	Two Months Non-Compliance
2,600	6,002

Arkansas Works Clients - Exemption Reasons

Reporting Period	Employed >80 hours/month	Dependent Child in Home	Pregnant	Medically Frail	Currently Exempt in SNAP	Caring for Incapacitated Person	Short-Term Incapacitated
June 2018	8,375	2,731	15	2,208	3,480	128	164
July 2018	13,951	4,192	21	4,282	5,780	264	385
August 2018	19,391	5,717	40	6,273	7,776	534	776
September 2018	25,368	7,432	51	8,020	9,705	781	1,113
October 2018	25,425	7,147	54	8,271	9,913	846	1,246

Reporting Period	Receives Unemployment Benefits	Education and Training	Alcohol or Drug Treatment	American Indian/Alaska Native*	Tea Cash Assistance	Total Exempt
June 2018	187	24	79	515	-	17,906
July 2018	310	56	155	832	-	30,228
August 2018	444	129	207	1,150	-	42,437
September 2018	556	242	230	1,479	-	54,977
October 2018	479	283	239	1,485	-	55,388

If a client has more than one exemption, the client receives the longest exemption he or she meets.

**Clients who are American Indian / Alaska Native are subject to the work requirement. This population will be part of a future phase in.*

Arkansas Works Clients - Good Cause Requests Completed in October

Total Good Cause Requests Completed in October	Good Cause Requests Granted	Good Cause Requests Denied	Not a Good Cause Issue
291	182	16	93

Good Cause requests are reviewed on a case-by-case basis and are currently tracked separately until system updates can be completed. Clients who have another exemption reason are counted in this report where appropriate.

Clients Who Met Requirement - Types of Work Activities Reported

Clients can report more than one type of work activity

Reporting Period	Clients Who Met Requirement	Number of clients who reported the activity						
		Work	Education and Training	Volunteer	Job Search	Job Search Training	Health Education Class	Currently Meeting SNAP Requirement
June 2018	445	73	8	27	18	1	1	351
July 2018	844	145	20	63	40	4	0	639
August 2018	1,218	279	42	120	90	6	3	828
September 2018	1,532	372	42	152	93	5	5	1,025
October 2018	1,525	401	37	181	106	2	3	968

October 2018 Reporting Period
 Clients Who Met Requirement - Types of Work Activities Reported by Hours

Total Clients Who Met Requirement: 1,525

Clients can report more than one type of work activity.

Work Activity*	Clients Who Met Requirement by Hours Reported					# of Clients Reported	Total Hours Reported
	1-20 Hrs	21-40 Hrs	41-60 Hrs	61-80 Hrs	81+ Hrs		
Work	19	16	57	55	254	401	65,725
Education and Training	3	13	16	5	0	37	1,681
Volunteer	11	16	24	73	57	181	14,474
Job Search	19	38	23	8	18	106	7,020
Job Search Training	1	1	0	0	0	2	46
Health Education Class	2	1	0	0	0	3	42
Currently Meeting SNAP Requirement	--	--	--	--	--	968	N/A

While there is no limit to the number of hours a client can report, some work activity types limit the number of hours clients can receive credit for:

- Job Search and Job Search Training - Clients may count up to 39 total hours from these activities combined each month.*
- Health Education Class - Clients may count up to 20 hours each year from this activity.*

Clients Who Failed to Report 80 Hours - Types of Work Activities Reported

Clients can report more than one type of work activity

Reporting Period	Clients Who Did Not Meet Requirement	Reported No Work Activities	Reported Work Activities	Number of clients who reported the activity					
				Work	Education and Training	Volunteer	Job Search	Job Search Training	Health Education Class
June 2018	7,464	7,392	72	27	20	5	23	2	1
July 2018	12,722	12,587	135	49	20	12	73	1	1
August 2018	16,357	16,132	225	78	50	19	98	4	1
September 2018	16,757	16,535	222	69	54	23	97	5	1
October 2018	12,128	11,966	162	46	35	17	83	2	1

October 2018 Reporting Period

Clients Who Failed to Report 80 Hours of Activities - Types of Work Activities Reported by Hours

Total clients who failed to report 80 hours: 12,128
 Reported No Work Activities: 11,966
 Reported Work Activities: 162

Clients can report more than one type of work activity

Work Activity*	Clients Who Did Not Meet Requirement by Hours Reported					# of Clients Reported	Total Hours Reported
	1-20 Hrs	21-40 Hrs	41-60 Hrs	61-80 Hrs	81+ Hrs		
Work	8	13	13	12	0	46	2,033
Education and Training	5	17	4	9	0	35	1,458
Volunteer	5	10	1	1	0	17	442
Job Search	22	25	11	3	22	83	6,306
Job Search Training	1	0	0	1	0	2	87
Health Education Class	1	0	0	0	0	1	9

While there is no limit to the number of hours a client can report, some work activity types limit the number of hours clients can receive credit for:

- Job Search and Job Search Training - Clients may count up to 39 total hours from these activities combined each month.*
- Health Education Class - Clients may count up to 20 hours each year from this activity.*